

# Navigating Data Broker Opt-Out Search Step-by-Step Guide

1. Go to the website: <https://ordcbs.mylicense.com/Verification/Search.aspx?facility=Y>
2. Use the Contractor/Business License page to review the data broker's opt-out methods.



## Oregon Department of Consumer and Business Services

### Search for a Contractor / Business License


Welcome to the DCBS public lookup. By using this search mechanism you are now able to find up-to-date information.

- Please enter search criteria below to start your search (enter data in any field- we will search with whatever information you provide to us- remember less is more!)
- If you have partial information, or are not sure of the exact name etc., **you may use a wildcard search by placing a '\*' following the partial data entered** (example - not sure if Alan or Allen, enter AI\*) to search.

[Search for a Person instead](#)

**Search Criteria**

Profession: <input type="text" value="All"/>	Contractor / Business: <input type="text"/>
License Type: <input type="text" value="All"/>	Owner Name: <input type="text"/>
License Status: <i>Active</i>	City: <input type="text"/>
License Number: <input type="text"/>	County: <input type="text"/>
Doing Business As: <input type="text"/>	

I'm not a robot   
reCAPTCHA  
Privacy - Terms

Note: To search for a person instead, select the "Search for a Person instead" button at the top right.

3. Select DFR-Data Broker from the profession drop-down menu.

**Search Criteria**

<b>Profession:</b>	All
<b>License Type:</b>	All
<b>License Status:</b>	BCD-Certification
<b>License Number:</b>	BCD-Combo License
<b>Doing Business As:</b>	BCD-Electrical
	BCD-Elevator
	BCD-Plumbing
	BCD-Prefab
	BCD-RV and Manuf Dwellings
	DFR-Check Cashing
	<b>DFR-Data Broker</b>
	DFR-Funeral/Cemetery Preneed
	DFR-Manufactured Structures
	DFR-Pawnbroker

4. Select Data Broker from the license type drop-down menu.


**Search Criteria**

<b>Profession:</b>	DFR-Data Broker
<b>License Type:</b>	Data Broker
<b>License Status:</b>	All
<b>License Number:</b>	
<b>Doing Business As:</b>	

5. You may also search by the license number, which is the Data Broker Registration Number.
  - a. The registration number is formatted as DATA-00XXX.


6. Perform the captcha.
  - a. Check the box "I'm not a robot"
  - b. Select "Search"

I'm not a robot



reCAPTCHA  
Privacy - Terms


I'm not a robot












reCAPTCHA  
Privacy - Terms


7. Go through the captcha prompts (this example features bridges).

Select all images with **bridges**



8. Select "Verify" once you have selected the correct images.
9. Select "Search" again from the Search screen.



I'm not a robot



reCAPTCHA  
Privacy - Terms

Clear Form

Search

10. The Search Results page displays the active registrations.



### Search Results

1. For a more detailed view of a licensee's background, click on the licensee name from the alphabetical list below. Results will open in a new window.
2. Click the numbers below the grid to see additional pages of licensees.
3. To download a delimited text file of the search results, click the **Download** button (fees may apply).
4. To preview the download file layout, click the **Preview** button.
5. To return to the Search page, use either the **New Person Search** button or the **New Contractor / Business Search** button below. *Do not use your browser's back button.*

Results					
Name	License #	Profession	License Type	Status	Address
<b>DATA BROKER 1</b>	DATA-00006	DFR-Data Broker	Data Broker	Active	
<b>DATA BROKER 2</b>	DATA-00002	DFR-Data Broker	Data Broker	Active	
<b>DATA BROKER 3</b>	DATA-00004	DFR-Data Broker	Data Broker	Active	
<b>DATA BROKER 4</b>	DATA-00008	DFR-Data Broker	Data Broker	Active	
<b>DATA BROKER 5</b>	DATA-00009	DFR-Data Broker	Data Broker	Active	

New Person Search

New Contractor /  
Business Search

Download

11. To view the opt-out methods, select the data broker's name.
12. The Licensee Details page displays the opt-out information for the data broker.



## Licensee Details

### Demographic Information

**Name:** DATA BROKER 1  
**City / State / Zip:**  
**Country:**

### License Information

**Lic #:** DATA-00006  
**Profession:** DFR-Data Broker  
**Type:** Data Broker  
**Status:** Active  
**Expiration Date:** 12/31/2023

### OPT OUT Contact Information

Email	Phone	Website
email@email.com	800-OPTOUT1	www.opt-out.com

### Opt Out Narrative

Opt Out at [www.opt-out.com](http://www.opt-out.com) or call 800-OPTOUT1

Close Window

13. If you select "Close Window," you will be able to search again.
14. Reach out to the division with any questions. Ask for the data broker compliance specialist at 503-947-7300, option 2, or email [dfr.ndp.licensing@dcbs.oregon.gov](mailto:dfr.ndp.licensing@dcbs.oregon.gov).