




# SALEM AREA APPROVED RATE EXAMPLES

## Marion and Polk Counties



Learn about the information in this table at <http://dfr.oregon.gov/healthrates/Documents/explanation.pdf>.

Learn more about federal financial help to lower these costs at [HealthCare.gov](http://HealthCare.gov).

<b>Key</b>  Bronze plans pay an estimated 60 percent of medical costs  Silver plans pay an estimated 70 percent of medical costs  Gold plans pay an estimated 80 percent of medical costs	<b>2017 Non-grandfathered Individual Plans (one person)</b> Age 60, single, non-tobacco user								
	Standard Bronze Plan			Standard Silver Plan			Standard Gold Plan		
	2016	2017	Rate Change	2016	2017	Rate Change	2016	2017	Rate Change
ATRIO Health Plans, Inc.	\$493	\$550	12%	\$620	\$699	13%	\$739	\$825	12%
BridgeSpan Health Company	\$587	\$711	21%	\$708	\$871	23%	\$860	\$1,092	27%
Health Net Health Plan of Oregon, Inc.	\$691	\$754	9%	\$793	\$880	11%	N/A	N/A	N/A
Kaiser Foundation Health Plan of the Northwest	\$426	\$517	21%	\$575	\$662	15%	\$677	\$762	13%
Moda Health Plan, Inc.	\$515	\$737	43%	\$628	\$828	32%	\$752	\$902	20%
Oregon's Health CO-OP	\$530	With-drawn	N/A	\$680	With-drawn	N/A	\$812	With-drawn	N/A
PacificSource Health Plans	\$678	N/A	N/A	\$852	N/A	N/A	\$1,038	N/A	N/A
Providence Health Plan	\$468	\$615	31%	\$591	\$755	28%	\$692	\$915	32%
Regence BlueCross BlueShield of Oregon	\$562	\$684	22%	\$678	\$838	24%	N/A	N/A	N/A
Zoom Health Plan, Inc.	N/A	N/A	N/A	N/A	N/A	N/A	N/A	N/A	N/A

All plans meet the requirements of the Affordable Care Act.

N/A indicates a company that may not have plans in this area or does not have this type of plan.

If you use tobacco, the rates shown here could increase up to 50 percent, depending on the company.