




PORTLAND AREA APPROVED RATE EXAMPLES

Clackamas, Multnomah, Washington, and Yamhill counties



Learn about the information in this table at <http://dfr.oregon.gov/healthrates/Documents/explanation.pdf>.

Learn more about federal financial help to lower these costs at HealthCare.gov.

Key  Bronze plans pay an estimated 60 percent of medical costs  Silver plans pay an estimated 70 percent of medical costs  Gold plans pay an estimated 80 percent of medical costs	2017 Non-grandfathered Individual Plans (one person) Age 60, single, non-tobacco user								
	Standard Bronze Plan			Standard Silver Plan			Standard Gold Plan		
	2016	2017	Rate Change	2016	2017	Rate Change	2016	2017	Rate Change
ATRIO Health Plans, Inc.	N/A	N/A	N/A	N/A	N/A	N/A	N/A	N/A	N/A
BridgeSpan Health Company	\$509	\$619	22%	\$614	\$759	24%	\$746	\$951	27%
Health Net Health Plan of Oregon, Inc.	\$541	\$590	9%	\$630	\$689	9%	\$741	N/A	N/A
Kaiser Foundation Health Plan of the Northwest	\$426	\$517	21%	\$575	\$662	15%	\$677	\$762	13%
Moda Health Plan, Inc.	\$534	\$764	43%	\$651	\$858	32%	\$779	\$935	20%
Oregon's Health CO-OP	\$453	With-drawn	N/A	\$582	With-drawn	N/A	\$695	With-drawn	N/A
PacificSource Health Plans	\$659	\$740	12%	\$827	\$939	14%	\$1,008	\$1,168	16%
Providence Health Plan	\$433	\$615	42%	\$546	\$755	38%	\$639	\$915	43%
Regence BlueCross BlueShield of Oregon	\$492	\$678	38%	\$593	\$831	40%	N/A	N/A	N/A
Zoom Health Plan, Inc.	\$469	\$584	24%	\$586	\$755	29%	\$700	\$900	29%

All plans meet the requirements of the Affordable Care Act.

N/A indicates a company that may not have plans in this area or does not have this type of plan.

If you use tobacco, the rates shown here could increase up to 50 percent, depending on the company.