




PENDLETON-HERMISTON AREA APPROVED RATE EXAMPLES

Baker, Crook, Gilliam, Grant, Harney, Hood River, Jefferson, Malheur, Morrow, Sherman, Umatilla, Union, Wallowa, Wasco, and Wheeler counties

Learn about the information in this table at <http://dfr.oregon.gov/public-resources/healthrates/Documents/explanation.pdf>.

Learn more about federal financial help to lower these costs at HealthCare.gov.

Key	2017 Non-grandfathered Individual Plans (one person)								
	Age 60, single, non-tobacco user								
	Standard Bronze Plan			Standard Silver Plan			Standard Gold Plan		
	2016	2017	Rate Change	2016	2017	Rate Change	2016	2017	Rate Change
 Bronze plans pay an estimated 60 percent of medical costs									
 Silver plans pay an estimated 70 percent of medical costs									
 Gold plans pay an estimated 80 percent of medical costs									
ATRIO Health Plans, Inc.	N/A	N/A	N/A	N/A	N/A	N/A	N/A	N/A	N/A
BridgeSpan Health Company	\$663	\$849	28%	\$800	\$1,041	30%	\$972	\$1,304	34%
Health Net Health Plan of Oregon, Inc.	\$795	\$867	9%	\$912	\$1,012	11%	N/A	N/A	N/A
Kaiser Foundation Health Plan of the Northwest	\$385	\$426	11%	\$575	\$662	15%	\$677	\$762	13%
Moda Health Plan, Inc.	\$550	\$786	43%	\$671	\$884	32%	\$803	\$963	20%
Oregon's Health CO-OP	\$605	With-drawn	N/A	\$776	With-drawn	N/A	\$927	With-drawn	N/A
PacificSource Health Plans	\$699	\$746	7%	\$877	\$946	8%	\$1,069	\$1,178	10%
Providence Health Plan	\$528	\$615	16%	\$666	\$755	13%	\$780	\$915	17%
Regence BlueCross BlueShield of Oregon	\$635	\$817	29%	\$766	\$1,001	31%	N/A	N/A	N/A
Zoom Health Plan, Inc.	N/A	N/A	N/A	N/A	N/A	N/A	N/A	N/A	N/A

All plans meet the requirements of the Affordable Care Act.

N/A indicates a company that may not have plans in this area or does not have this type of plan.

If you use tobacco, the rates shown here could increase up to 50 percent, depending on the company.