




PENDLETON-HERMISTON AREA APPROVED RATE EXAMPLES

Baker, Crook, Gilliam, Grant, Harney, Hood River, Jefferson, Malheur, Morrow, Sherman, Umatilla, Union, Wallowa, Wasco, and Wheeler counties

Learn about the information in this table at <http://dfr.oregon.gov/public-resources/healthrates/Documents/explanation.pdf>.

Learn more about federal financial help to lower these costs at HealthCare.gov.

Key	2017 Non-grandfathered Individual Plans (one person)								
	Age 40, single, non-tobacco user								
	Standard Bronze Plan			Standard Silver Plan			Standard Gold Plan		
	2016	2017	Rate Change	2016	2017	Rate Change	2016	2017	Rate Change
 Bronze plans pay an estimated 60 percent of medical costs									
 Silver plans pay an estimated 70 percent of medical costs									
 Gold plans pay an estimated 80 percent of medical costs									
ATRIO Health Plans, Inc.	N/A	N/A	N/A	N/A	N/A	N/A	N/A	N/A	N/A
BridgeSpan Health Company	\$312	\$400	28%	\$377	\$490	30%	\$458	\$614	34%
Health Net Health Plan of Oregon, Inc.	\$374	\$408	9%	\$429	\$476	11%	N/A	N/A	N/A
Kaiser Foundation Health Plan of the Northwest	\$200	\$244	22%	\$271	\$312	15%	\$319	\$359	13%
Moda Health Plan, Inc.	\$259	\$370	43%	\$316	\$416	32%	\$378	\$453	20%
Oregon's Health CO-OP	\$285	With-drawn	N/A	\$366	With-drawn	N/A	\$437	With-drawn	N/A
PacificSource Health Plans	\$329	\$351	7%	\$413	\$446	8%	\$503	\$555	10%
Providence Health Plan	\$249	\$290	16%	\$314	\$355	13%	\$367	\$431	17%
Regence BlueCross BlueShield of Oregon	\$299	\$385	29%	\$361	\$471	31%	N/A	N/A	N/A
Zoom Health Plan, Inc.	N/A	N/A	N/A	N/A	N/A	N/A	N/A	N/A	N/A

All plans meet the requirements of the Affordable Care Act.

N/A indicates a company that may not have plans in this area or does not have this type of plan.

If you use tobacco, the rates shown here could increase up to 50 percent, depending on the company.