




MEDFORD AREA APPROVED RATE EXAMPLES

Douglas, Jackson, and Josephine Counties

Learn about the information in this table at <http://dfr.oregon.gov/public-resources/healthrates/Documents/explanation.pdf>.

Learn more about federal financial help to lower these costs at HealthCare.gov.

Key  Bronze plans pay an estimated 60 percent of medical costs  Silver plans pay an estimated 70 percent of medical costs  Gold plans pay an estimated 80 percent of medical costs	2017 Non-grandfathered Individual Plans (one person) Age 60, single, non-tobacco user								
	Standard Bronze Plan			Standard Silver Plan			Standard Gold Plan		
	2016	2017	Rate Change	2016	2017	Rate Change	2016	2017	Rate Change
ATRIO Health Plans, Inc.	\$493	\$550	12%	\$620	\$699	13%	\$739	\$825	12%
BridgeSpan Health Company	\$619	\$770	24%	\$747	\$944	26%	\$907	\$1,183	30%
Health Net Health Plan of Oregon, Inc.	\$739	\$806	9%	\$848	\$941	11%	N/A	N/A	N/A
Kaiser Foundation Health Plan of the Northwest	N/A	N/A	N/A	N/A	N/A	N/A	N/A	N/A	N/A
Moda Health Plan, Inc.	\$555	\$794	43%	\$677	\$892	32%	\$810	\$972	20%
Oregon's Health CO-OP	\$605	With-drawn	N/A	\$776	With-drawn	N/A	\$927	With-drawn	N/A
PacificSource Health Plans	\$659	N/A	N/A	\$827	N/A	N/A	\$1,008	N/A	N/A
Providence Health Plan	\$468	\$769	64%	\$591	\$944	60%	\$692	\$1,144	65%
Regence BlueCross BlueShield of Oregon	\$593	\$741	25%	\$715	\$908	27%	N/A	N/A	N/A
Zoom Health Plan, Inc.	N/A	N/A	N/A	N/A	N/A	N/A	N/A	N/A	N/A

All plans meet the requirements of the Affordable Care Act.

N/A indicates a company that may not have plans in this area or does not have this type of plan.

If you use tobacco, the rates shown here could increase up to 50 percent, depending on the company.