





MEDFORD AREA APPROVED RATE EXAMPLES

Douglas, Jackson, and Josephine Counties

Learn about the information in this table at <http://dfr.oregon.gov/public-resources/healthrates/Documents/explanation.pdf>.

Learn more about federal financial help to lower these costs at HealthCare.gov.

| Key  Bronze plans pay an estimated 60 percent of medical costs  Silver plans pay an estimated 70 percent of medical costs  Gold plans pay an estimated 80 percent of medical costs  Catastrophic plans pay less than 60 percent of medical costs | 2017 Non-grandfathered Individual Plans (one person) Age 21, single, non-tobacco user | | | | | | | | | | | |
|---|---|------------|-------------|----------------------|------------|-------------|----------------------|------------|-------------|--------------------|------------|-------------|
| | Catastrophic Plan | | | Standard Bronze Plan | | | Standard Silver Plan | | | Standard Gold Plan | | |
| | 2016 | 2017 | Rate Change | 2016 | 2017 | Rate Change | 2016 | 2017 | Rate Change | 2016 | 2017 | Rate Change |
| ATRIO Health Plans, Inc. | N/A | N/A | N/A | \$182 | \$203 | 12% | \$229 | \$258 | 13% | \$272 | \$304 | 12% |
| BridgeSpan Health Company | N/A | N/A | N/A | \$228 | \$284 | 24% | \$275 | \$348 | 26% | \$334 | \$436 | 30% |
| Health Net Health Plan of Oregon, Inc. | N/A | N/A | N/A | \$272 | \$297 | 9% | \$312 | \$380 | 22% | N/A | N/A | N/A |
| Kaiser Foundation Health Plan of the Northwest | N/A | N/A | N/A | N/A | N/A | N/A | N/A | N/A | N/A | N/A | N/A | N/A |
| Moda Health Plan, Inc. | \$160 | N/A | N/A | \$205 | \$293 | 43% | \$250 | \$329 | 32% | \$299 | \$358 | 20% |
| Oregon's Health CO-OP | N/A | With-drawn | N/A | \$223 | With-drawn | N/A | \$286 | With-drawn | N/A | \$342 | With-drawn | N/A |
| PacificSource Health Plans | \$210 | N/A | N/A | \$243 | N/A | N/A | \$305 | N/A | N/A | \$371 | N/A | N/A |
| Providence Health Plan | \$141 | N/A | N/A | \$172 | \$284 | 65% | \$218 | \$348 | 60% | \$255 | \$422 | 65% |
| Regence BlueCross BlueShield of Oregon | N/A | N/A | N/A | \$218 | \$273 | 25% | \$263 | \$335 | 27% | N/A | N/A | N/A |
| Zoom Health Plan, Inc. | N/A | N/A | N/A | N/A | N/A | N/A | N/A | N/A | N/A | N/A | N/A | N/A |

All plans meet the requirements of the Affordable Care Act.

N/A indicates a company that may not have plans in this area or does not have this type of plan.

If you use tobacco, the rates shown here could increase up to 50 percent, depending on the company.