




EUGENE AREA APPROVED RATE EXAMPLES

Benton, Lane, and Linn Counties



Learn about the information in this table at <http://dfr.oregon.gov/healthrates/Documents/explanation.pdf>.

Learn more about federal financial help to lower these costs at HealthCare.gov.

Key  Bronze plans pay an estimated 60 percent of medical costs  Silver plans pay an estimated 70 percent of medical costs  Gold plans pay an estimated 80 percent of medical costs	2017 Small Group Non-grandfathered Plans Age 40, single, non-tobacco user								
	Standard Bronze Plan			Standard Silver Plan			Standard Gold Plan		
	2016	2017	Rate Change	2016	2017	Rate Change	2016	2017	Rate Change
ATRIO Health Plans, Inc	N/A	N/A	N/A	N/A	N/A	N/A	N/A	N/A	N/A
Health Net Health Plan of Oregon, Inc.	\$331	\$323	-2%	\$394	\$378	-4%	\$443	\$444	0%
Kaiser Foundation Health Plan of the Northwest	\$216	\$201	-7%	\$299	\$276	-8%	\$352	\$323	-8%
Moda Health Plan, Inc.	\$271	\$362	34%	\$333	\$401	20%	\$397	\$446	12%
Oregon's Health CO-OP	\$273	With-drawn	N/A	\$351	With-drawn	N/A	\$419	With-drawn	N/A
PacificSource Health Plans	\$280	\$277	-1%	\$335	\$351	5%	\$417	\$437	5%
Providence Health Plan	\$225	\$266	18%	\$290	\$327	13%	\$341	\$399	17%
Regence BlueCross BlueShield of Oregon	\$254	\$254	0%	\$308	\$308	0%	N/A	N/A	N/A
Samaritan Health Plans, Inc.	\$284	\$315	11%	\$338	\$370	9%	N/A	N/A	N/A
UnitedHealthcare Insurance Company	\$314	\$305	-3%	\$351	\$347	-1%	N/A	N/A	N/A
UnitedHealthcare of Oregon, Inc.	\$314	\$305	-3%	\$351	\$347	-1%	N/A	N/A	N/A
Zoom Health Plan, Inc.	N/A	N/A	N/A	N/A	N/A	N/A	N/A	N/A	N/A

All plans meet the requirements of the Affordable Care Act.

N/A indicates a company that may not have plans in this area or does not have this type of plan.

If you use tobacco, the rates shown here could increase up to 50 percent, depending on the company.



Division of Financial Regulation