




# EUGENE AREA APPROVED RATE EXAMPLES

*Benton, Lane, and Linn Counties*



Learn about the information in this table at <http://dfc.oregon.gov/healthrates/Documents/explanation.pdf>.

Learn more about federal financial help to lower these costs at [HealthCare.gov](http://HealthCare.gov).

<b>Key</b>  Bronze plans pay an estimated 60 percent of medical costs  Silver plans pay an estimated 70 percent of medical costs  Gold plans pay an estimated 80 percent of medical costs	<b>2017 Non-grandfathered Individual Plans (one person)</b> Age 60, single, non-tobacco user								
	Standard Bronze Plan			Standard Silver Plan			Standard Gold Plan		
	2016	2017	Rate Change	2016	2017	Rate Change	2016	2017	Rate Change
ATRIO Health Plans, Inc.	N/A	N/A	N/A	N/A	N/A	N/A	N/A	N/A	N/A
BridgeSpan Health Company	\$570	\$711	25%	\$688	\$871	27%	\$836	\$1,092	31%
Health Net Health Plan of Oregon, Inc.	\$761	\$829	9%	\$872	\$968	11%	N/A	N/A	N/A
Kaiser Foundation Health Plan of the Northwest	\$426	\$517	21%	\$575	\$662	15%	\$677	\$762	13%
Moda Health Plan, Inc.	\$515	N/A	N/A	\$628	N/A	N/A	\$752	N/A	N/A
Oregon's Health CO-OP	\$605	With-drawn	N/A	\$776	With-drawn	N/A	\$927	With-drawn	N/A
PacificSource Health Plans	\$639	N/A	N/A	\$802	N/A	N/A	\$977	N/A	N/A
Providence Health Plan	\$468	\$659	41%	\$591	\$808	37%	\$692	\$979	41%
Regence BlueCross BlueShield of Oregon	\$546	\$684	25%	\$658	\$838	27%	N/A	N/A	N/A
Zoom Health Plan, Inc.	N/A	N/A	N/A	N/A	N/A	N/A	N/A	N/A	N/A

All plans meet the requirements of the Affordable Care Act.

N/A indicates a company that may not have plans in this area or does not have this type of plan.

If you use tobacco, the rates shown here could increase up to 50 percent, depending on the company.