




EUGENE AREA APPROVED RATE EXAMPLES

Benton, Lane, and Linn Counties



Learn about the information in this table at <http://dfc.oregon.gov/healthrates/Documents/explanation.pdf>.

Learn more about federal financial help to lower these costs at HealthCare.gov.

Key  Bronze plans pay an estimated 60 percent of medical costs  Silver plans pay an estimated 70 percent of medical costs  Gold plans pay an estimated 80 percent of medical costs	2017 Non-grandfathered Individual Plans (one person) Age 40, single, non-tobacco user								
	Standard Bronze Plan			Standard Silver Plan			Standard Gold Plan		
	2016	2017	Rate Change	2016	2017	Rate Change	2016	2017	Rate Change
ATRIO Health Plans, Inc.	N/A	N/A	N/A	N/A	N/A	N/A	N/A	N/A	N/A
BridgeSpan Health Company	\$268	\$335	25%	\$324	\$410	27%	\$393	\$514	31%
Health Net Health Plan of Oregon, Inc.	\$358	\$391	9%	\$411	\$459	12%	N/A	N/A	N/A
Kaiser Foundation Health Plan of the Northwest	\$200	\$244	22%	\$271	\$312	15%	\$319	\$359	13%
Moda Health Plan, Inc.	\$243	N/A	N/A	\$296	N/A	N/A	\$354	N/A	N/A
Oregon's Health CO-OP	\$285	With-drawn	N/A	\$366	With-drawn	N/A	\$467	With-drawn	N/A
PacificSource Health Plans	\$301	N/A	N/A	\$377	N/A	N/A	\$460	N/A	N/A
Providence Health Plan	\$220	\$310	41%	\$278	\$380	37%	\$326	\$461	41%
Regence BlueCross BlueShield of Oregon	\$257	\$322	25%	\$310	\$395	27%	N/A	N/A	N/A
Zoom Health Plan, Inc.	N/A	N/A	N/A	N/A	N/A	N/A	N/A	N/A	N/A

All plans meet the requirements of the Affordable Care Act.

N/A indicates a company that may not have plans in this area or does not have this type of plan.

If you use tobacco, the rates shown here could increase up to 50 percent, depending on the company.