




COAST AREA APPROVED RATE EXAMPLES

Clatsop, Columbia, Coos, Curry, Lincoln, and Tillamook counties



Learn about the information in this table at <http://dfr.oregon.gov/healthrates/Documents/explanation.pdf>.

Learn more about federal financial help to lower these costs at HealthCare.gov.

Key  Bronze plans pay an estimated 60 percent of medical costs  Silver plans pay an estimated 70 percent of medical costs  Gold plans pay an estimated 80 percent of medical costs	2017 Non-grandfathered Individual Plans (one person) Age 60, single, non-tobacco user								
	Standard Bronze Plan			Standard Silver Plan			Standard Gold Plan		
	2016	2017	Rate Change	2016	2017	Rate Change	2016	2017	Rate Change
ATRIO Health Plans, Inc.	N/A	N/A	N/A	N/A	N/A	N/A	N/A	N/A	N/A
BridgeSpan Health Company	\$656	\$818	25%	\$791	\$1,002	27%	\$961	\$1,256	31%
Health Net Health Plan of Oregon, Inc.	\$761	\$829	9%	\$872	\$968	11%	N/A	N/A	N/A
Kaiser Foundation Health Plan of the Northwest	\$426	\$517	21%	\$575	\$662	15%	\$677	\$762	13%
Moda Health Plan, Inc.	\$534	\$764	43%	\$651	\$858	32%	\$779	\$935	20%
Oregon's Health CO-OP	\$605	With-drawn	N/A	\$776	With-drawn	N/A	\$927	With-drawn	N/A
PacificSource Health Plans	\$699	N/A	N/A	\$877	N/A	N/A	\$1,069	N/A	N/A
Providence Health Plan	\$528	\$677	28%	\$666	\$830	25%	\$780	\$1,006	29%
Regence BlueCross BlueShield of Oregon	\$628	\$786	25%	\$757	\$964	27%	N/A	N/A	N/A
Zoom Health Plan, Inc.	N/A	N/A	N/A	N/A	N/A	N/A	N/A	N/A	N/A

All plans meet the requirements of the Affordable Care Act.

N/A indicates a company that may not have plans in this area or does not have this type of plan.

If you use tobacco, the rates shown here could increase up to 50 percent, depending on the company.