




# COAST AREA APPROVED RATE EXAMPLES

Clatsop, Columbia, Coos, Curry, Lincoln, and Tillamook counties

Learn about the information in this table at <http://dfc.oregon.gov/healthrates/Documents/explanation.pdf>.

Learn more about federal financial help to lower these costs at [HealthCare.gov](http://HealthCare.gov).

Key	2017 Non-grandfathered Individual Plans (one person)								
	Age 40, single, non-tobacco user								
	Standard Bronze Plan			Standard Silver Plan			Standard Gold Plan		
	2016	2017	Rate Change	2016	2017	Rate Change	2016	2017	Rate Change
 Bronze plans pay an estimated 60 percent of medical costs									
 Silver plans pay an estimated 70 percent of medical costs									
 Gold plans pay an estimated 80 percent of medical costs									
ATRIO Health Plans, Inc.	N/A	N/A	N/A	N/A	N/A	N/A	N/A	N/A	N/A
BridgeSpan Health Company	\$309	\$385	25%	\$373	\$472	27%	\$453	\$591	31%
Health Net Health Plan of Oregon, Inc.	\$358	\$391	9%	\$411	\$456	11%	N/A	N/A	N/A
Kaiser Foundation Health Plan of the Northwest	\$200	\$244	22%	\$246	\$312	27%	\$290	\$359	24%
Moda Health Plan, Inc.	\$251	\$360	43%	\$307	\$404	32%	\$367	\$440	20%
Oregon's Health CO-OP	\$285	With-drawn	N/A	\$366	With-drawn	N/A	\$437	With-drawn	N/A
PacificSource Health Plans	\$329	N/A	N/A	\$413	N/A	N/A	\$503	N/A	N/A
Providence Health Plan	\$249	\$319	28%	\$314	\$391	25%	\$367	\$474	29%
Regence BlueCross BlueShield of Oregon	\$296	\$370	25%	\$357	\$454	27%	N/A	N/A	N/A
Zoom Health Plan, Inc.	N/A	N/A	N/A	N/A	N/A	N/A	N/A	N/A	N/A

All plans meet the requirements of the Affordable Care Act.

N/A indicates a company that may not have plans in this area or does not have this type of plan.

If you use tobacco, the rates shown here could increase up to 50 percent, depending on the company.