




BEND AREA APPROVED RATE EXAMPLES

Deschutes, Klamath, and Lake counties



Learn about the information in this table at <http://dfc.oregon.gov/healthrates/Documents/explanation.pdf>.

Learn more about federal financial help to lower these costs at HealthCare.gov.

Key  Bronze plans pay an estimated 60 percent of medical costs  Silver plans pay an estimated 70 percent of medical costs  Gold plans pay an estimated 80 percent of medical costs	2017 Non-grandfathered Individual Plans (one person) Age 40, single, non-tobacco user								
	Standard Bronze Plan			Standard Silver Plan			Standard Gold Plan		
	2016	2017	Rate Change	2016	2017	Rate Change	2016	2017	Rate Change
ATRIO Health Plans, Inc.	\$232	\$272	17%	\$292	\$346	18%	\$348	\$408	17%
BridgeSpan Health Company	\$292	\$373	28%	\$352	\$457	30%	\$428	\$572	34%
Health Net Health Plan of Oregon, Inc.	\$374	\$408	9%	\$429	\$476	11%	N/A	N/A	N/A
Kaiser Foundation Health Plan of the Northwest	N/A	N/A	N/A	N/A	N/A	N/A	N/A	N/A	N/A
Moda Health Plan, Inc.	\$262	N/A	N/A	\$319	N/A	N/A	\$382	N/A	N/A
Oregon's Health CO-OP	\$285	With-drawn	N/A	\$366	With-drawn	N/A	\$437	With-drawn	N/A
PacificSource Health Plans	\$313	\$351	12%	\$393	\$446	13%	\$479	\$555	16%
Providence Health Plan	\$249	\$372	49%	\$314	\$457	46%	\$367	\$554	51%
Regence BlueCross BlueShield of Oregon	\$280	\$358	28%	\$337	\$439	30%	N/A	N/A	N/A
Zoom Health Plan, Inc.	N/A	N/A	N/A	N/A	N/A	N/A	N/A	N/A	N/A

All plans meet the requirements of the Affordable Care Act.

N/A indicates a company that may not have plans in this area or does not have this type of plan.

If you use tobacco, the rates shown here could increase up to 50 percent, depending on the company.